

# xpoli

**3 YEARS  
WARRANTY**



**EN**

Series of recessed spots, with round or square shape, for LEDs bulbs, PAR16, GU10 socket and LEDs modules XCOMBO, CM12.

For installation in plasterboard dropped ceiling, with visible recessed frame or trimless.

Die-cast aluminum housing, electrostatically painted with sandblasted finish.

Optical system UGR<16.

GU10 ceramic sockets.

**Range of applications**

General lighting for small retail spaces, general interior lighting.

**Lamps and LED modules are not included.**

**RO**

Serie de spoturi încastrate, cu formă rotundă sau pătrată, pentru becuri cu LED-uri, PAR16, dulie GU10 și module cu LED-uri XCOMBO, CM12.

Se montează în tavane din gipscarton și sunt disponibile în două versiuni, cu ramă de încastrare sau fără ramă vizibilă.

Corpul din aluminiu tumat sub presiune, vopsit în câmp electrostatic cu finisaj sablat.

Sistem optic UGR<16.

Dulii GU10 din ceramică.

**Aplicații**

Iluminatul general al spațiilor comerciale, iluminatul general de interior.

**Becurile și modulele LED nu sunt incluse.**

**IT**

Serie di faretti da incasso, tondi o quadrati, per lampadine a LED, PAR16, attacco GU10 e moduli a LED XCOMBO, CM12.

Si installano su controsoffitti in cartongesso, con telaio da incasso visibile, o a filo, senza rivestimento del bordo del profilo.

Corpo in pressofusione di alluminio, verniciato a polveri con finitura sabbiata.

Sistema ottico UGR<16.


Portalampane GU10 in ceramica.

**Campi di applicazione**

Illuminazione generale di spazi commerciali, illuminazione generale d'interni.

**Lampadine e moduli LED non sono inclusi.**

## FIXED SPOTS



## ADJUSTABLE SPOTS



## WALL WASHER SPOTS



## TRIMLESS SPOTS

**RECOMMENDED BULBS AND LED MODULES**

LED VALUE PAR16



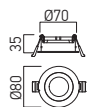
CM12

# xpoli

## P001 FIXED SPOTS




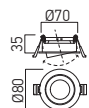
FINISHING AVAILABLE



Code	Finishing	Bulb type	Socket	Power	Input voltage	$\Phi$	Weight
P001 SWH/MWH	SWH/MWH	PAR16	GU10	1x50W max.	230V AC	Ø72 mm	0,05 kg
P001 SWH/MBK	SWH/MBK	PAR16	GU10	1x50W max.	230V AC	Ø72 mm	0,05 kg
P001 SWH/SGD	SWH/SGD	PAR16	GU10	1x50W max.	230V AC	Ø72 mm	0,05 kg

## P002 ADJUSTABLE SPOTS


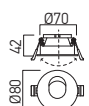
FINISHING AVAILABLE



Code	Finishing	Bulb type	Socket	Power	Input voltage	$\Phi$	Weight
P002 SWH/MWH	SWH/MWH	PAR16	GU10	1x50W max.	230V AC	Ø72 mm	0,05 kg
P002 SWH/MBK	SWH/MBK	PAR16	GU10	1x50W max.	230V AC	Ø72 mm	0,05 kg
P002 SWH/SGD	SWH/SGD	PAR16	GU10	1x50W max.	230V AC	Ø72 mm	0,05 kg

## P003 ADJUSTABLE WALL WASHER SPOTS

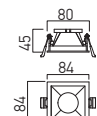
FINISHING AVAILABLE



Code	Finishing	Bulb type	Socket	Power	Input voltage	$\Phi$	Weight
P003 MWH/MWH	MWH/MWH	PAR16	GU10	1x50W max.	230V AC	Ø72 mm	0,05 kg
P003 MWH/MBK	MWH/MBK	PAR16	GU10	1x50W max.	230V AC	Ø72 mm	0,05 kg
P003 MWH/SGD	MWH/SGD	PAR16	GU10	1x50W max.	230V AC	Ø72 mm	0,05 kg

## P004 FIXED SPOTS

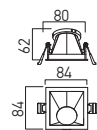
FINISHING AVAILABLE



Code	Finishing	Bulb type	Socket	Power	Input voltage	$\Phi$	Weight
P004 SWH/MWH	SWH/MWH	PAR16	GU10	1x50W max.	230V AC	79x79 mm	0,07 kg
P004 SWH/MBK	SWH/MBK	PAR16	GU10	1x50W max.	230V AC	79x79 mm	0,07 kg
P004 SWH/SGD	SWH/SGD	PAR16	GU10	1x50W max.	230V AC	79x79 mm	0,07 kg

**PO05 WALL WASHER SPOTS**

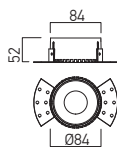
FINISHING AVAILABLE



Code	Finishing	Bulb type	Socket	Power	Input voltage		Weight
PO05 MWH/MWH	MWH/MWH	PAR16	GU10	1x50W max.	230V AC	78x78 mm	0,07 kg
PO05 MWH/MBK	MWH/MBK	PAR16	GU10	1x50W max.	230V AC	78x78 mm	0,07 kg
PO05 MWH/SGD	MWH/SGD	PAR16	GU10	1x50W max.	230V AC	78x78 mm	0,07 kg

**PO06 TRIMLESS SPOTS**


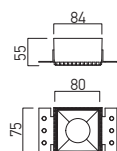
FINISHING AVAILABLE



Code	Finishing	Bulb type	Socket	Power	Input voltage		Weight
PO06 SWH/MWH	SWH/MWH	PAR16	GU10	1x50W max.	230V AC	Ø90 mm	0,12 kg
PO06 SWH/MBK	SWH/MBK	PAR16	GU10	1x50W max.	230V AC	Ø90 mm	0,12 kg
PO06 SWH/SGD	SWH/SGD	PAR16	GU10	1x50W max.	230V AC	Ø90 mm	0,12 kg

**PO07 TRIMLESS SPOTS**

FINISHING AVAILABLE



Code	Finishing	Bulb type	Socket	Power	Input voltage		Weight
PO07 SWH/MWH	SWH/MWH	PAR16	GU10	1x50W max.	230V AC	85x85 mm	0,12 kg
PO07 SWH/MBK	SWH/MBK	PAR16	GU10	1x50W max.	230V AC	85x85 mm	0,12 kg
PO07 SWH/SGD	SWH/SGD	PAR16	GU10	1x50W max.	230V AC	85x85 mm	0,12 kg

